

# B $\flat$ Tenor Saxophone Unit 1 - B-flat Major

Adapted by MSL from Public Sources


- 1** Long Tones A - Take a FULL BREATH! (Gulp the air, don't sip!)  
Use smooth consistent AIR for smooth, consistent SOUND!



- 2** Long Tones B - Check your posture and hand position! Quality AIR = Quality TONE!



- 3** 5-Note Scale - "Sing and Fing(er)" the note names! Be sure to TONGUE!



- 4** Twister A - "Sing and Fing(er)" first!



- 5** Twister B - Connect the notes with a LEGATO ARTICULATION!



- 6** Thirds - Play SLOW to develop MUSCLE MEMORY!



- 7** Expanding Intervals - Check POSITION!




- 8** Range Extender - Label new notes! Check your KEY SIGNATURE!




- 9** Full Scale - Label new notes! Check your KEY! Play with your BEST TONE!



- 1 Long Tones A - Take a FULL BREATH! (Gulp the air, don't sip!)  
Use smooth consistent AIR for smooth, consistent SOUND!



- 2 Long Tones B - Check your posture and hand position! Quality AIR = Quality TONE!



- 3 5-Note Scale - "Sing and Fing(er)" the note names! Be sure to TONGUE!



- 4 Twister A - "Sing and Fing(er)" first!



- 5 Twister B - CONNECT the notes with a LEGATO ARTICULATION!




- 6 Thirds - Play SLOW to develop MUSCLE MEMORY!



- 7 Expanding Intervals - Check POSITION!



- 8 Range Extender - Label new notes! Check your KEY SIGNATURE!




- 9 Full Scale - Label new notes! Check your KEY! Play with your BEST TONE!





**1** Long Tones A - Take a FULL BREATH! (Gulp the air, don't sip!)  
Use smooth consistent AIR for smooth, consistent SOUND!



**2** Long Tones B - Check your posture and hand position! Quality AIR = Quality TONE!



**3** 5-Note Scale - "Sing and Fing(er)" the note names! Be sure to TONGUE!



**4** Twister A - "Sing and Fing(er)" first!



**5** Twister B - CONNECT the notes with a LEGATO ARTICULATION!




**6** Thirds - Play SLOW to develop MUSCLE MEMORY!



**7** Expanding Intervals - Check POSITION!



**8** Range Extender - Label new notes! Check your KEY SIGNATURE!




**9** Full Scale - Label new notes! Check your KEY! Play with your BEST TONE!



# B $\flat$ Tenor Saxophone Unit 5 - A-flat Major

Adapted by MSL from Public Sources

- 1** Long Tones A - Take a FULL BREATH! (Gulp the air, don't sip!)  
Use smooth consistent AIR for smooth, consistent SOUND!



- 2** Long Tones B - Check your posture and hand position! Quality AIR = Quality TONE!



- 3** 5-Note Scale - "Sing and Fing(er)" the note names! Be sure to TONGUE!



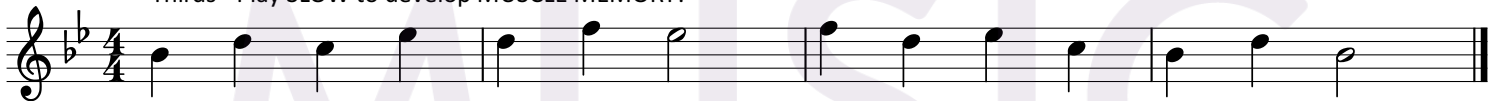
- 4** Twister A - "Sing and Fing(er)" first!



- 5** Twister B - CONNECT the note names! Be sur




- 6** Thirds - Play SLOW to develop MUSCLE MEMORY!



- 7** Expanding Intervals - Check POSITION!




- 8** Range Extender - Label new notes! Check your KEY SIGNATURE!



- 9** Full Sacle - Label new notes! Check your KEY! Play with your BEST TONE!



**1** Long Tones A - Take a FULL BREATH! (Gulp the air, don't sip!)  
Use smooth consistent AIR for smooth, consistent SOUND!



**2** Long Tones B - Check your posture and hand position! Quality AIR = Quality TONE!



**3** 5-Note Scale - "Sing and Fing(er)" the note names! Be sure to TONGUE!



**4** Twister A - "Sing and Fing(er)" first!



**5** Twister B - CONNECT the notes with a LEGATO ARTICULATION!



**6** Thirds - Play SLOW to develop MUSCLE MEMORY!



**7** Expanding Intervals - Check POSITION!



**8** Range Extender - Label new notes! Check your KEY SIGNATURE!



**9** Full Scale - Label new notes! Check your KEY! Play with your BEST TONE!

