

E \flat Alto Sax.
E \flat Baritone Sax.


Unit 1 - B-flat Major

Adapted by MSL from Public Sources


1 Long Tones A - Take a FULL BREATH! (Gulp the air, don't sip!)
Use smooth consistent AIR for smooth, consistent SOUND!



2 Long Tones B - Check your posture and hand position! Quality AIR = Quality TONE!




3 5-Note Scale - "Sing and Fing(er)" the note names! Be sure to TONGUE!



4 Twister A - "Sing and Fing(er)" first!



5 Twister B - Connect the notes with a LEGATO ARTICULATION!



6 Thirds - Play SLOW to develop MUSCLE MEMORY!




7 Expanding Intervals - Check POSITION!



8 Range Extender - Label new notes! Check your KEY SIGNATURE!



9 Full Scale - Label new notes! Check your KEY! Play with your BEST TONE!



E \flat Alto Sax.
E \flat Baritone Sax.


Unit 2 - G Minor

Adapted by MSL from Public Sources

- 1 Long Tones A - Take a FULL BREATH! (Gulp the air, don't sip!)
Use smooth consistent AIR for smooth, consistent SOUND!



- 2 Long Tones B - Check your posture and hand position! Quality AIR = Quality TONE!




- 3 5-Note Scale - "Sing and Fing(er)" the note names! Be sure to TONGUE!



- 4 Twister A - "Sing and Fing(er)" first!



- 5 Twister B - CONNECT the notes with a LEGATO ARTICULATION!




- 6 Thirds - Play SLOW to develop MUSCLE MEMORY!




- 7 Expanding Intervals - Check POSITION!



- 8 Range Extender - Label new notes! Check your KEY SIGNATURE!



- 9 Full Scale - Label new notes! Check your KEY! Play with your BEST TONE!



E ♭ Alto Sax.
E ♭ Baritone Sax.

Unit 3 - E-flat Major

Adapted by MSL from Public Sources

1 Long Tones A - Take a FULL BREATH! (Gulp the air, don't sip!)
Use smooth consistent AIR for smooth, consistent SOUND!



2 Long Tones B - Check your posture and hand position! Quality AIR = Quality TONE!



3 5-Note Scale - "Sing and Fing(er)" the note names! Be sure to TONGUE!



4 Twister A - "Sing and Fing(er)" first!



5 Twister B - CONNECT the notes with a LEGATO ARTICULATION!




6 Thirds - Play SLOW to develop MUSCLE MEMORY!



7 Expanding Intervals - Check POSITION!



8 Range Extender - Label new notes! Check your KEY SIGNATURE!



9 Full Scale - Label new notes! Check your KEY! Play with your BEST TONE!




E \flat Alto Sax.
E \flat Baritone Sax.


Unit 4 - C Minor

Adapted by MSL from Public Sources

- 1 Long Tones A - Take a FULL BREATH! (Gulp the air, don't sip!)
Use smooth consistent AIR for smooth, consistent SOUND!



- 2 Long Tones B - Check your posture and hand position! Quality AIR = Quality TONE!



- 3 5-Note Scale - "Sing and Fing(er)" the note names! Be sure to TONGUE!



- 4 Twister A - "Sing and Fing(er)" first!



- 5 Twister B - CONNECT the notes with a LEGATO ARTICULATION!



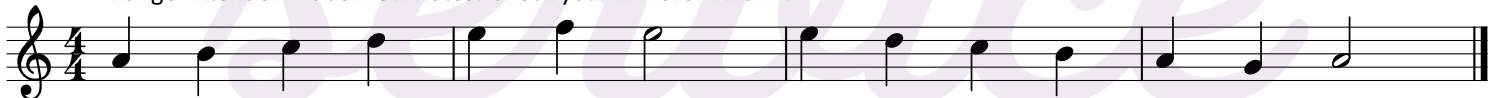
- 6 Thirds - Play SLOW to develop MUSCLE MEMORY!



- 7 Expanding Intervals - Check POSITION!



- 8 Range Extender - Label new notes! Check your KEY SIGNATURE!



- 9 Full Scale - Label new notes! Check your KEY! Play with your BEST TONE!




E \flat Alto Sax.
E \flat Baritone Sax.

Unit 5 - A-flat Major

Adapted by MSL from Public Sources

1 Long Tones A - Take a FULL BREATH! (Gulp the air, don't sip!)
Use smooth consistent AIR for smooth, consistent SOUND!



2 Long Tones B - Check your posture and hand position! Quality AIR = Quality TONE!



3 5-Note Scale - "Sing and Fing(er)" the note names! Be sure to TONGUE!



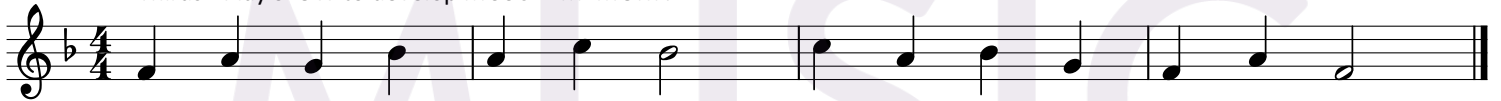
4 Twister A - "Sing and Fing(er)" first!



5 Twister B - CONNECT the note names! Be sur



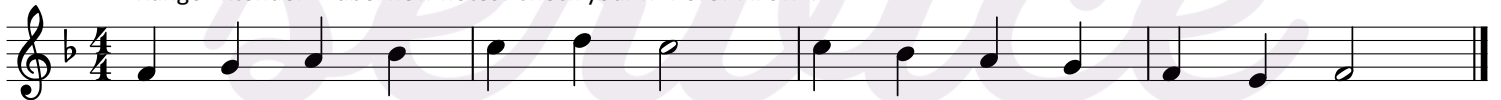
6 Thirds - Play SLOW to develop MUSCLE MEMORY!



7 Expanding Intervals - Check POSITION!



8 Range Extender - Label new notes! Check your KEY SIGNATURE!



9 Full Sacle - Label new notes! Check your KEY! Play with your BEST TONE!



E \flat Alto Sax.
E \flat Baritone Sax.

Unit 6 - F Minor

Adapted by MSL from Public Sources

- 1** Long Tones A - Take a FULL BREATH! (Gulp the air, don't sip!)
Use smooth consistent AIR for smooth, consistent SOUND!



- 2** Long Tones B - Check your posture and hand position! Quality AIR = Quality TONE!




- 3** 5-Note Scale - "Sing and Fing(er)" the note names! Be sure to TONGUE!



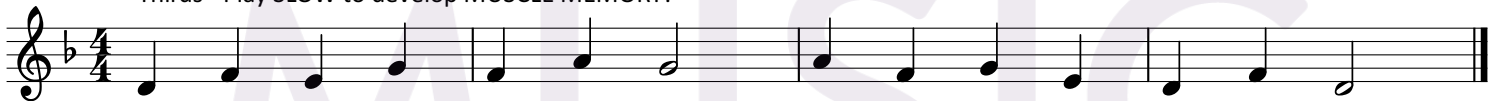
- 4** Twister A - "Sing and Fing(er)" first!



- 5** Twister B - CONNECT the notes with a LEGATO ARTICULATION!



- 6** Thirds - Play SLOW to develop MUSCLE MEMORY!



- 7** Expanding Intervals - Check POSITION!



- 8** Range Extender - Label new notes! Check your KEY SIGNATURE!



- 9** Full Scale - Label new notes! Check your KEY! Play with your BEST TONE!

